



UTILITY CAPTAIN

an SM Engineering Company Software

9 Ninth Ave N., Hopkins MN 55343
952.938.7407 / 800.598.5596
Fax: 952.930.5460
Info@smeng.com

To control costs, you must monitor them.

Outsource your Utility Monitoring to the experts at SM Engineering.

- Save time.
- Control utility expenses.
- Save money—past and future!

What is web-based utility monitoring?

Using the worldwide web and Utility Captain software, you will be able to compare usage, costs, and benchmark your building. Our bill archive system retains your utility billing history and scanned images of your bills.

How will we benefit from monitoring the bills?

Unless you can monitor, you can't control. This is the first step and the last step in any energy conservation program. By monitoring your bills, peaks and valleys become obvious. Control methods can be spotted. Priorities for implementation can be planned.

What does monitoring include?

- Billing histories and actual bill archive
- Breakdown of costs per unit
- Standard reports and customized reports
- Multiple building scorecard and benchmarking

Commonly asked questions

Q Will we need special software to operate the online monitoring systems?

A You will need internet access and free downloads from Microsoft for graphical displays.

Q Who does the data input and scanning of our bills?

A SM Engineering does all the data input and scanning of your bills and/or billing histories.

Q How will SM Engineering work with us?

A Send us one copy of each of your utility bills via fax, e-mail, or mail, along with a signed authorization. SM Engineering will load your data into the software. Each month, as you receive your bill, send us a copy. In some cases we can receive the billing data online from your utility suppliers. If we do not receive the billing from you, we will make an annual request to your utility companies and load all the data.

Q How much will SM Engineering charge us for the online monitoring service?

A This service is free, for the length of the agreement, for any meter SM Engineering is currently monitoring. For other meters, the cost is \$60 per meter per year.

Q Is there a working demonstration to show what we can expect from online utility monitoring?

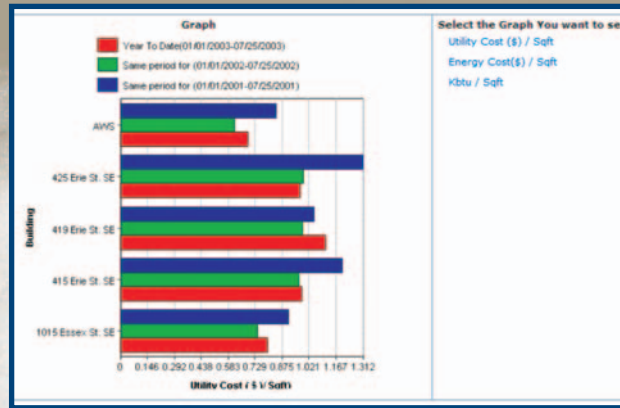
A Yes! Please log on to www.smeng.com. Click on the demo and you will see real data for an online client.

Q What will SM Engineering do if you spot excessive usage or unusual billing?

A SM Engineering's software will report based on predefined and selectable tolerances. If further investigation is required, you may opt to have SM Engineering go onsite to help determine problems based on a time and material cost.

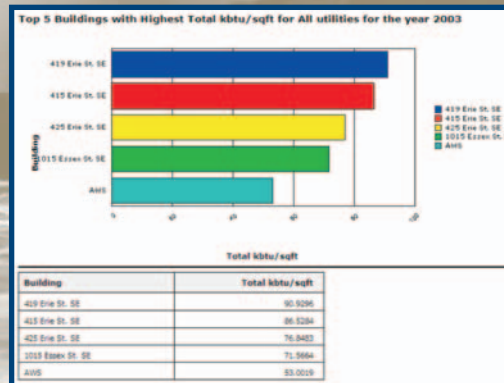
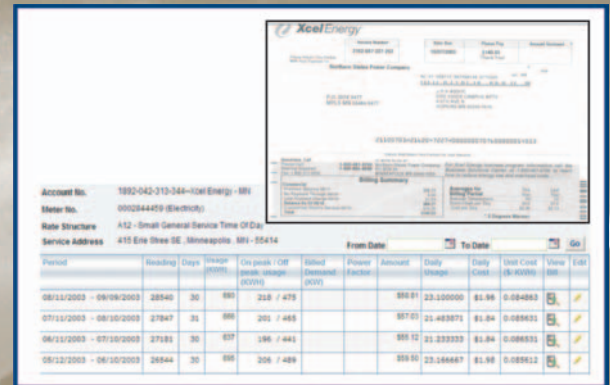
Non-Disclosure and Confidentiality

SM Engineering appreciates your need to keep all operational and financial information confidential. We assure you that any information we receive will be kept in the utmost confidence and will be used only for the specific purpose of an account review. Your specific energy use data will be protected by a unique user name and password. SM Engineering also uses a wide array of antivirus software and firewalls to protect the data.



Compare your utility costs, energy costs, or any other factor.

The system stores all bills for later retrieval.



Top five buildings with the highest total kBTU/sf or any other factor used to grade the buildings

While posting your bills in Utility Captain, SM Engineering will analyze your bills for:

- Meter read dates that don't mesh
- Demand meters **not** being reset
- Duplicate invoicing
- Costs greater than preset percentage
- Usage greater than present percentage
- Power factor less than preset percentage
- Demand greater than present percentage
- Billing greater than preset number of days
- Incorrect calculations—line items included that shouldn't be



UTILITY CAPTAIN

an SM Engineering Company Software

9 Ninth Ave N., Hopkins MN 55343
952.938.7407 / 800.598.5596
Fax: 952.930.5460
Info@smeng.com

To control costs, you must monitor them.

SME's Utility Captain allows you to:

- Verify monthly invoices
- Provide baseline comparisons
- Benchmark your buildings to industry standards
- Budget and forecast your utility expenses
- Analyze your utility usage and cost, and spot energy savings opportunities
- Troubleshoot and take preventive action against any unpredictable usage and/or cost
- Verify energy-saving claims
- Monitor energy management programs
- Convert all energy usage to a common BTU basis for tracking buildings
- Provide reports to senior management using a tiered reporting system

You can get an overview of your costs for the last 12 months so you can compare them to the previous year's costs and other important information.



You customize your reports and save them for later retrieval. Select and compare buildings, cost centers, sites, factors, and years. Select the format of the report and the level of detail you'd like to see. You can even save your selections in order to run the report again.

The cost of monitoring is \$5 per meter per month.

This is a critical report which checks the integrity of your data.

Utility Captain is web-based software for Utility Monitoring and Reporting. It's very easy to use, flexible, and powerful.

Try a demo today!

Log on to www.smeng.com and use "jrs" as your username and password.

Control utility costs now ... with Utility Captain.